



## LABOUR PRODUCTIVITY, SECOND QUARTER 2025

### LABOUR PRODUCTIVITY VALUE ADDED PER HOUR WORKED

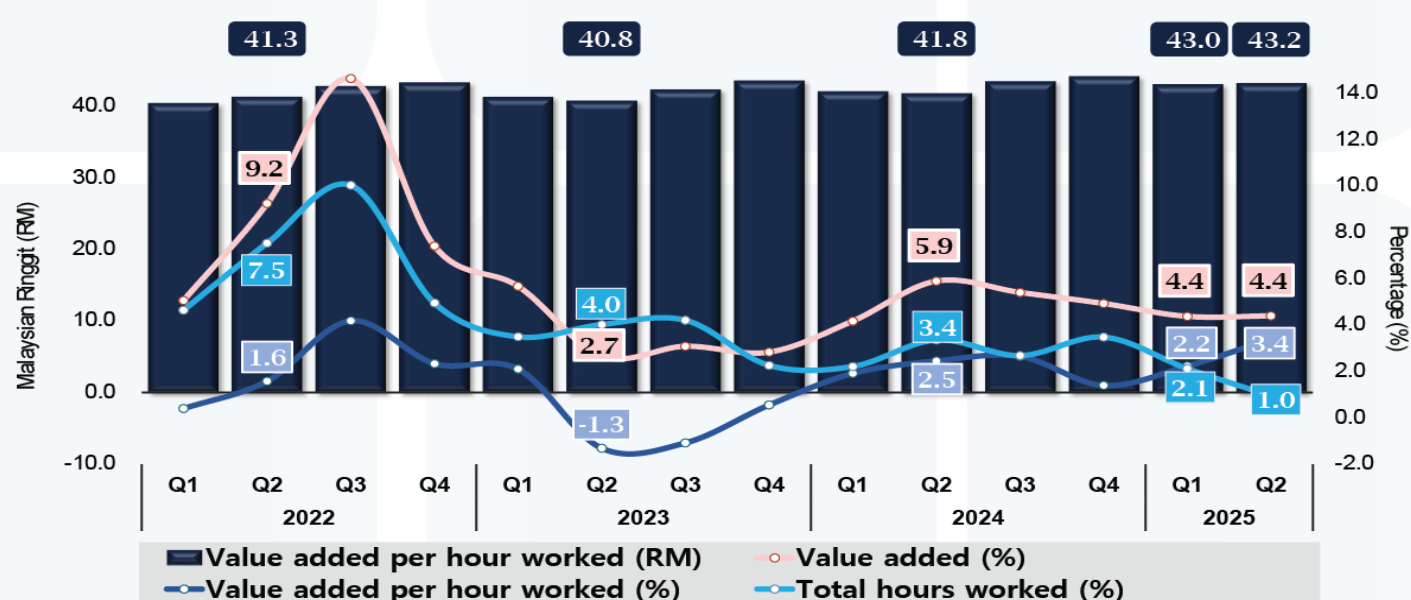
Labour productivity per hour worked in Q2 2025 increased **3.4%** with value added per hour worked at **RM43.2** per hour.



TOTAL HOURS WORKED (MILLION HOURS)

**9,703 | 1.0%**

Q1 2025 : 9,653 | 2.1%



### LABOUR PRODUCTIVITY VALUE ADDED PER EMPLOYMENT

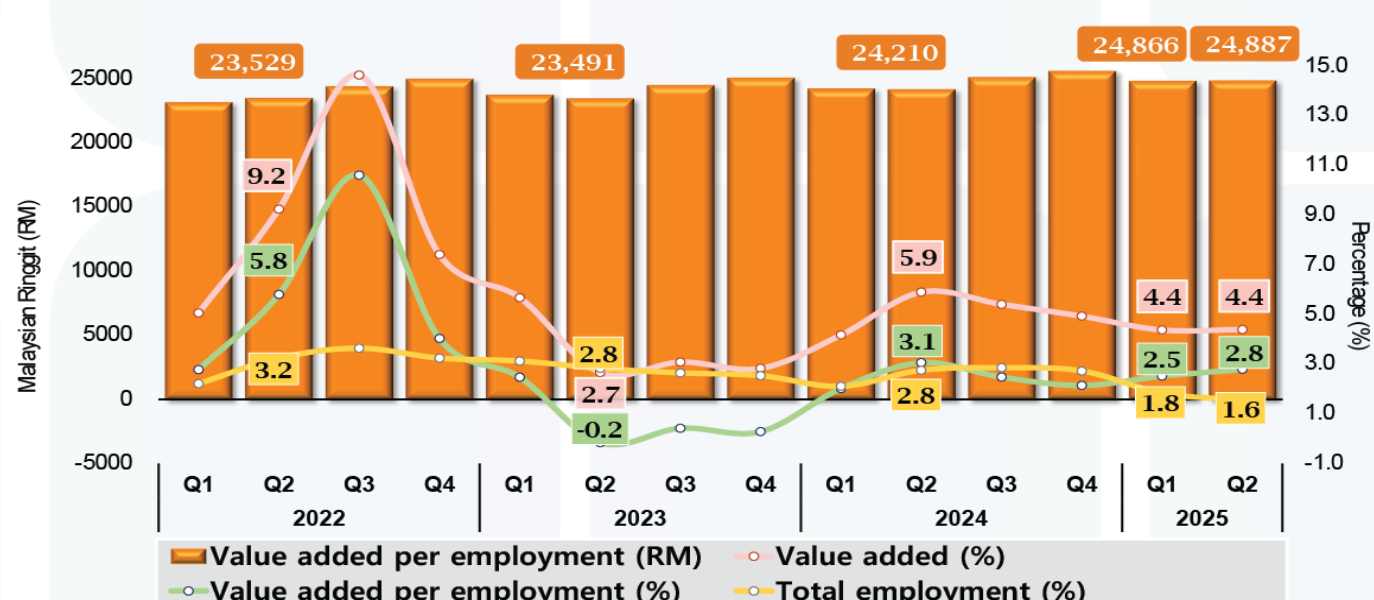
Labour productivity per employment in Q2 2025 increased **2.8%** with value added per employment at **RM24,887** per person.



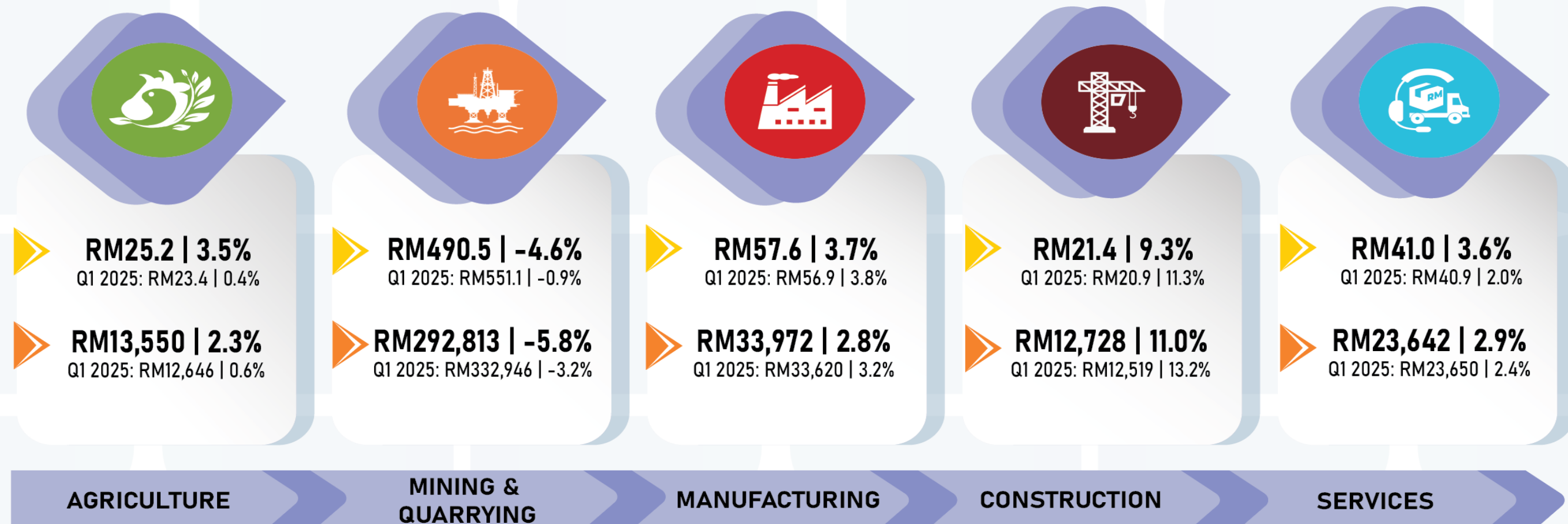
TOTAL EMPLOYMENT ('000 PERSON)

**16,849 | 1.6%**

Q1 2025 : 16,703 | 1.8%



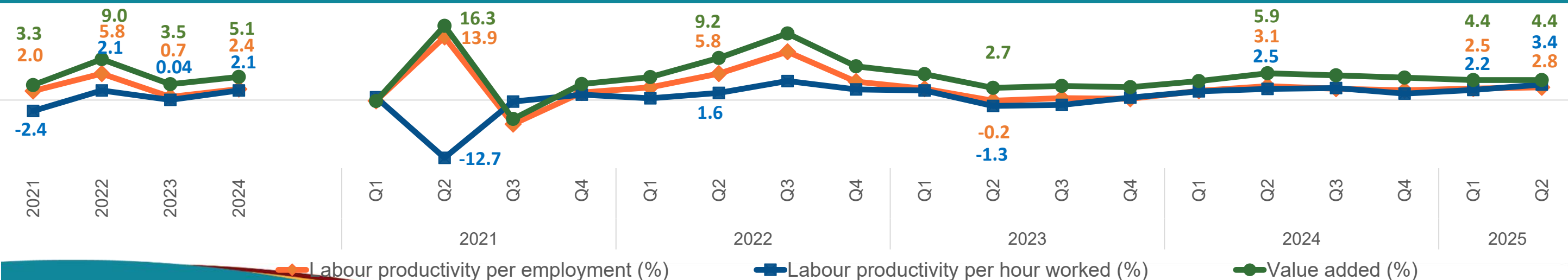
### LABOUR PRODUCTIVITY BY SECTORS



% Refers to the percentage change from corresponding quarter of the preceding year

SOURCE: LABOUR PRODUCTIVITY, SECOND QUARTER OF 2025, DEPARTMENT OF STATISTICS MALAYSIA (DOSM)

### Malaysia's Quarterly Labour Productivity, Annual Percentage Change, Q1 2021 – Q2 2025





# ***Labour productivity per hour worked grew 3.4 per cent in the second quarter of 2025, registering RM43.2 per hour***

## **Malaysia's Labour Productivity**

- **Labour productivity per hour worked grew 3.4 per cent** (Q1 2025: 2.2%), with total hours worked increased by 1.0 per cent to 9.7 billion hours (Q1 2025: 2.1%, 9.7 billion hours) in the second quarter of 2025. Malaysia's economy grew 4.4 per cent in the second quarter of 2025, maintaining the same growth rate recorded in the previous quarter.
- In Q2 2025, **labour productivity per employment increased 2.8 per cent** (Q1 2025: 2.5%), as the total number of employed persons rose 1.6 per cent to register 16.8 million persons (Q1 2025: 1.8%; 16.7 million persons).
- In the second quarter of 2025, labour productivity recorded **value added per hour worked of RM43.2 per hour** (Q1 2025: RM43.0 per hour) and **value added per employment of RM24,887 per person** (Q1 2025: RM24,866 per person).

## **Malaysia's Labour Productivity by five (5) economic activities**

- The **sectoral performance** for labour productivity **per hour worked** for this quarter was attributed to the growth in the **Construction sector**, which continued to increase at 9.3 per cent (Q1 2025: 11.3%), followed by the **Manufacturing sector** at 3.7 per cent (Q1 2025: 3.8%), the **Services sector** at 3.6 per cent (Q1 2025: 2.0%) and the **Agriculture sector** at 3.5 per cent (Q1 2025: 0.4%), while the **Mining and quarrying sector** continued contraction at a negative 4.6 per cent (Q1 2025: -0.9%).
- In the context of the sectoral performance for labour productivity **per employment**, the **Construction sector** steered the overall performance by posting a continued increase of 11.0 per cent (Q1 2025: 13.2%) during this quarter, followed by the **Services sector** at 2.9 per cent (Q1 2025: 2.4%), the **Manufacturing sector** at 2.8 per cent (Q1 2025: 3.2%) and the **Agriculture sector** at 2.3 per cent (Q1 2025: 0.6%), while the **Mining and quarrying sector** declined at a negative 5.8 per cent (Q1 2025: -3.2%).

