

LABOUR MARKET REVIEW, SECOND QUARTER 2025

Malaysia's labour market remained strong in the second quarter of 2025, supported by a continued increase in employed persons, reaching 16.85 million persons, with a rate of filled jobs of 97.9 per cent.

LABOUR SUPPLY

17.37 million
labour force

▲ **2.7%** YoY
▲ **0.8%** QoQ

7.15 million
outside
labour force

▲ **2.0%** YoY
▲ **0.4%** QoQ

More than 85 per cent did not seek for work due to schooling and housework

40.9%

Schooling/
Training program

44.4%

Housework/
family responsible

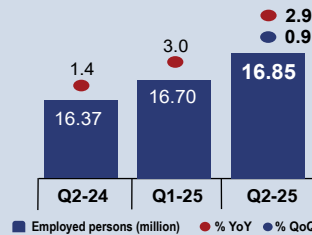
○ ○ ○ **14.7%**

Others

*refer to people who are going for further study, disabled, not interested/ just completed study and retired/ old age

Employed persons continued

to increase, to **16.85 million persons**

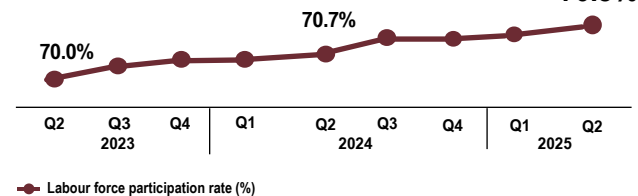


Total hours worked
during Q2, **9.70 billion hours**

▲ **1.0%** YoY
▲ **0.5%** QoQ

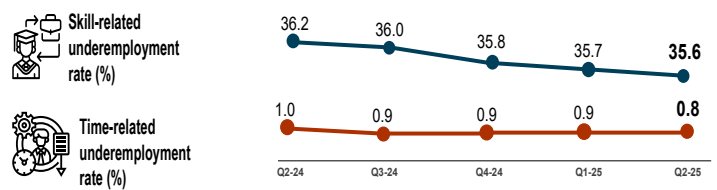
Labour force participation rate (LFPR)

went up by 0.1 percentage points compared to Q2 2024

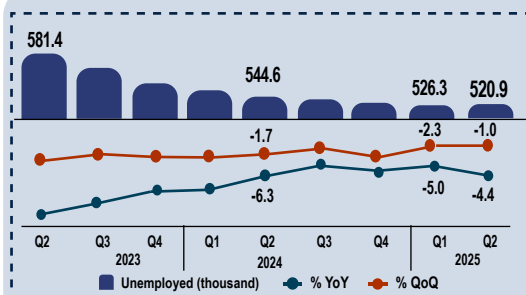


Underemployment situation

Time-related underemployment rate declined at 0.8 per cent, while Skill-related underemployment rate declined 0.6 percentage points as compared to Q2 2024



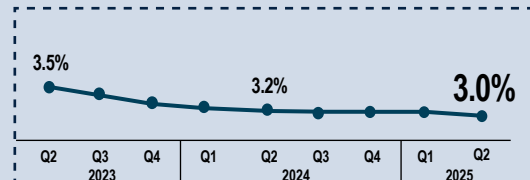
National unemployment situation



Unemployed
decreased during
Q2 2025
to
520.9 thousand persons



Unemployment rate
declined 0.2 percentage
points year-on-year,
stable at 3.0 per cent



LABOUR DEMAND

9.10
millions jobs

Jobs in economic sector
increased by 1.6 per cent compared to Q2 2024



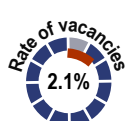
8.90 million
filled job



194.9 thousand
vacancies



▲ **1.6%** YoY
▲ **0.4%** QoQ



▲ **1.8%** YoY
▲ **0.4%** QoQ



31.9 thousand
jobs created

More than half (57.7%) of jobs opening during Q2 2025 were in the Manufacturing sector with a total 112.4 thousand vacancies

▲ **0.2%** YoY
▼ **-3.9%** QoQ

24.9% 64.6% 10.5%

Skilled Semi-skilled Low-skilled



@StatsMalaysia



20 October 2016 - 2030

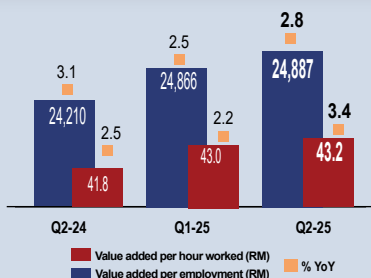
LABOUR MARKET REVIEW, SECOND QUARTER 2025

LABOUR PRODUCTIVITY

Both measures of labour productivity registered an increase compared to the same quarter of the previous year

RM43.2
per hour worked

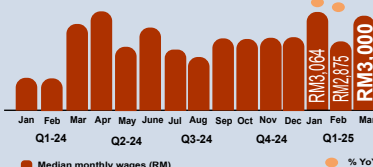
RM24,887
per employment



EMPLOYEE WAGES STATISTICS (FORMAL SECTOR)

In March 2025, **6.79 million** citizen formal employees

Growth YoY: **3.6%**

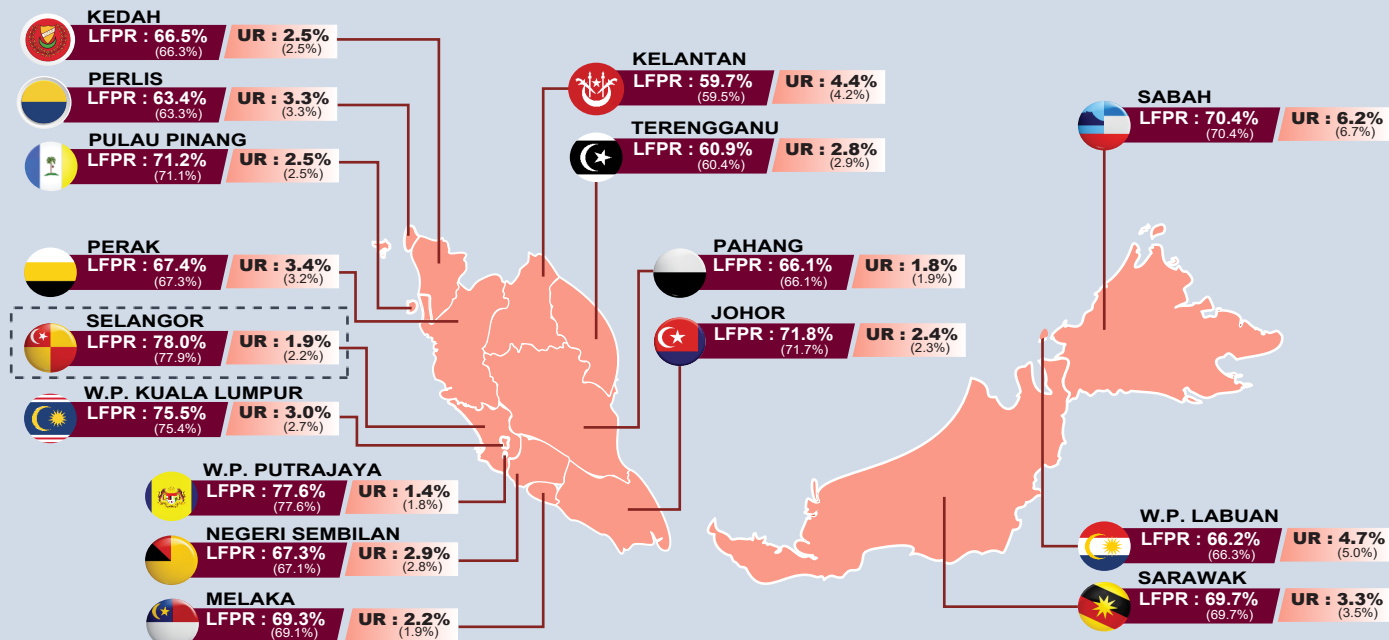


27.4% (1.6 million) of Malaysian formal employees earned below RM1,000 in Mar. 2025

1.6 million employees

LABOUR FORCE SITUATION AT STATE LEVEL

Selangor recorded the highest labour force participation rate of 78.0 per cent and the lowest unemployment rate was posted in W.P. Putrajaya at 1.4 per cent.



LFPR : Q2 2025 (Q1 2025) UR : Q2 2025 (Q1 2025)

*Note:
LFPR : Labour force participation rate (%)
UR : Unemployment rate

