



MINISTRY OF ECONOMY
DEPARTMENT OF STATISTICS MALAYSIA

BUSINESS TENDENCY STATISTICS

+4.7%

Q3 2024

Q4 2024

+4.8%

+3.2%

Q1 2025

Q2 2025

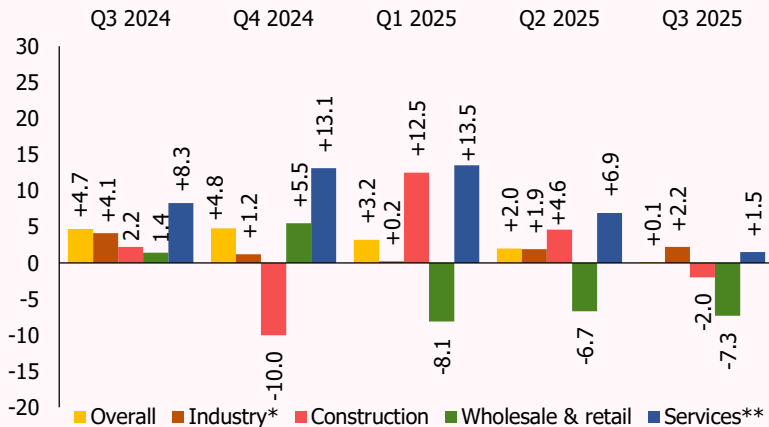
+2.0%

+0.1%

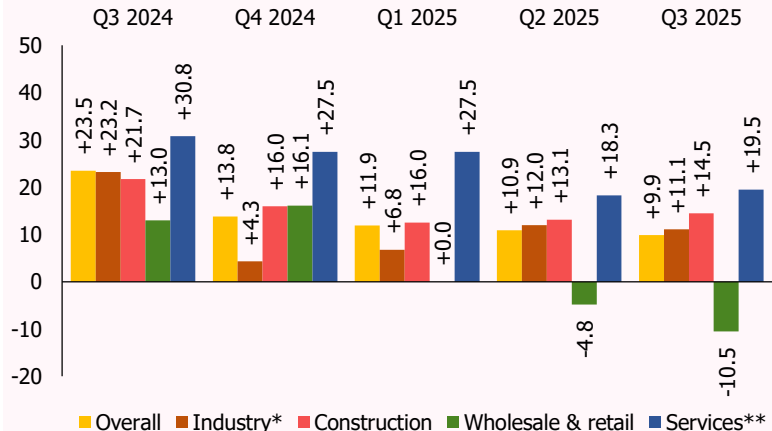
Q3 2025

BUSINESS SENTIMENT EASES IN THE THIRD QUARTER OF 2025, REFLECTED BY A POSITIVE CONFIDENCE INDICATOR OF +0.1 PER CENT

MALAYSIA CONFIDENCE INDICATOR



MALAYSIA NET BALANCE

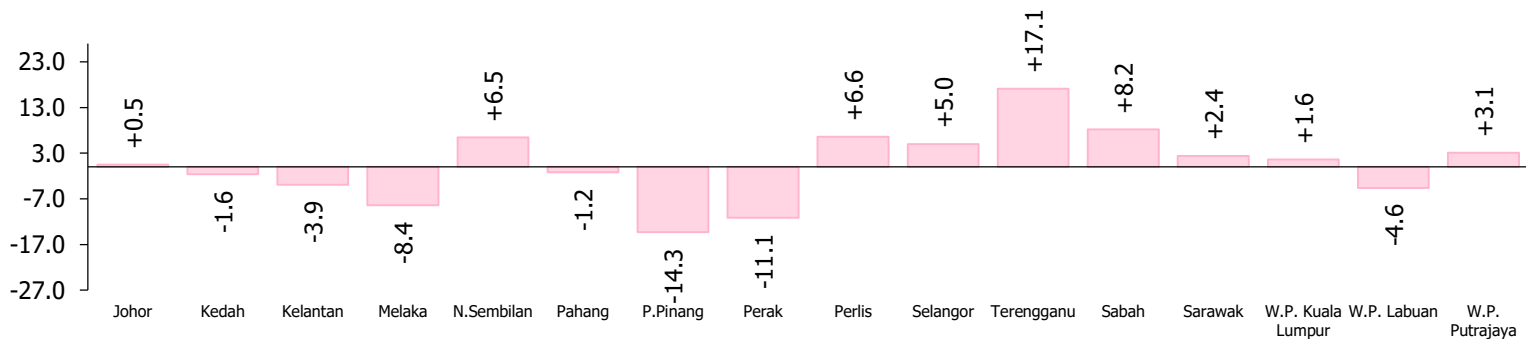


Note:

*Agriculture, Mining, Manufacturing and Electricity & Water

** Accommodations, Transportation & Storage, Communication, Finance, Insurance, Real Estate, Information Technology & Communication, Food & Beverage, Administrative & Support Services, Professional, Health, Education and Other Services

CONFIDENCE INDICATOR BY STATE Q3 2025



Source: Business Tendency Statistics Third Quarter 2025, Department of Statistics Malaysia (DOSM)



@StatsMalaysia

