

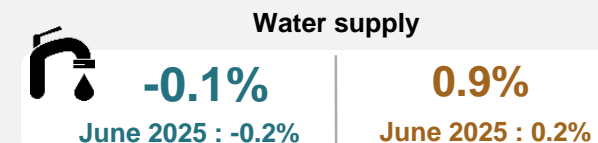
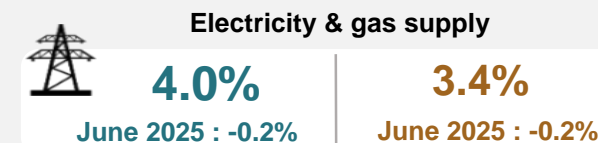
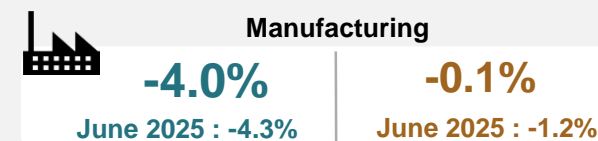

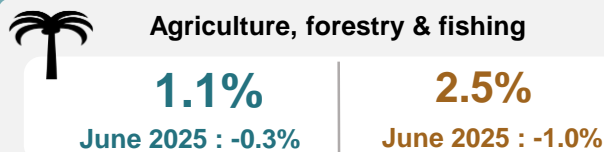


MINISTRY OF ECONOMY
DEPARTMENT OF STATISTICS MALAYSIA

PRODUCER PRICE INDEX (PPI) LOCAL PRODUCTION, JULY 2025

Malaysia's Producer Price Index decreased by **3.8 per cent** in July 2025

PPI BY SECTOR



[Year-on-Year]



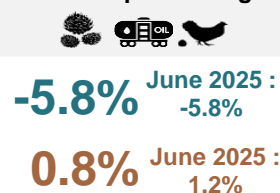
[Month-on-Month]



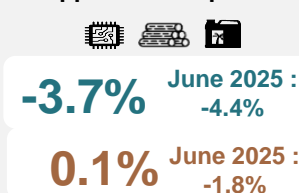
Note : ■ Year-on-Year ■ Month-on-Month

PPI BY STAGE OF PROCESSING


Crude materials for further processing



Intermediate materials, supplies & components



Finished goods

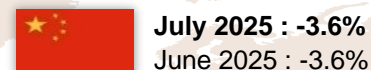


PPI OF SELECTED COUNTRIES

United States of America



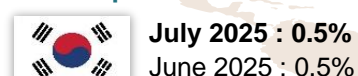
P.R. China



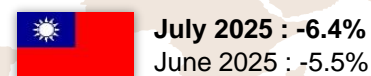
Japan



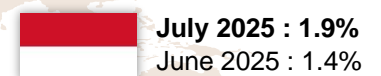
Republic of Korea



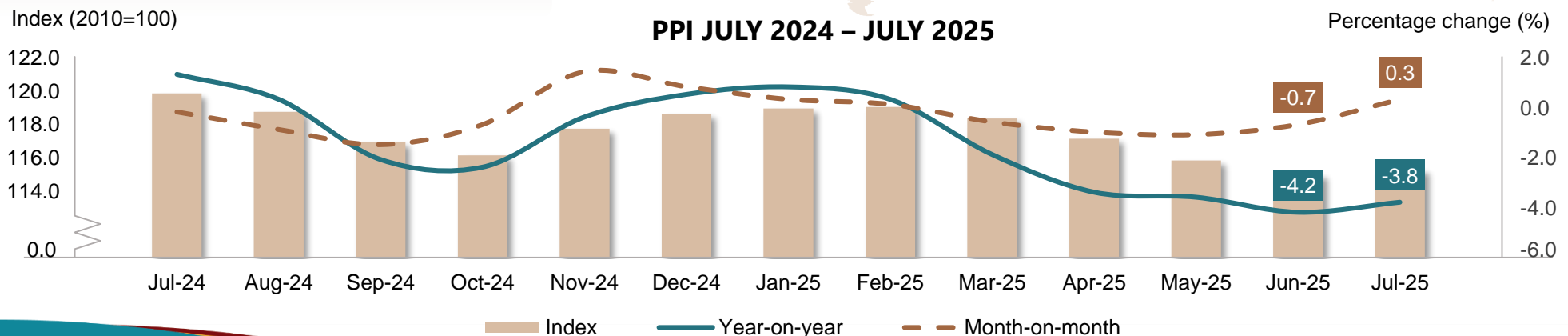
Taiwan



Indonesia



Source: Official website of selected NSOs



Source : Producer Price Index (2010=100) Local Production, Department of Statistics Malaysia (DOSM)



@StatsMalaysia

