

MALAYSIA, LABOUR FORCE JULY 2025

The number of unemployed in July increased to 521.6 thousand persons with an unemployment rate of **3.0 per cent**

UNEMPLOYMENT

JULY 2025

The number of unemployed persons

Unemployment rate

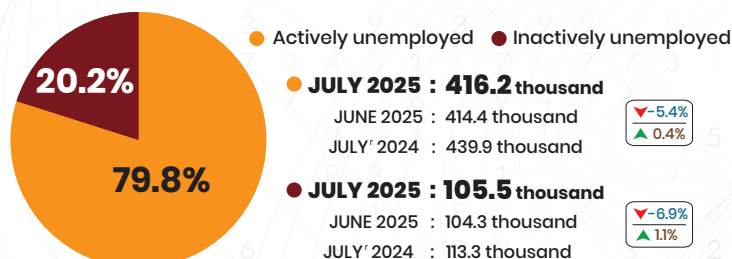
3.0%

July's unemployment rate remained at 3.0 per cent as of June 2025

JULY' 2024 553.2 thousand
JUNE 2025 518.7 thousand

JULY' 2024 3.3%
JUNE 2025 3.0%

Unemployment by category



EMPLOYED PERSONS

JULY 2025

The number of employed persons

Employment-to-population ratio

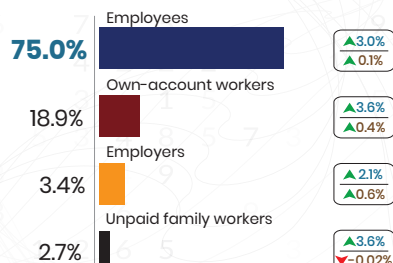
16.95 million

68.7%

JULY' 2024 16.44 million
JUNE 2025 16.92 million

JULY' 2024 68.3%
JUNE 2025 68.7%

Employed persons by status in employment



75.0 per cent of the total employed persons were in the **employees' category**

LABOUR FORCE

Labour Force

17.47 million

JULY 2025

Labour Force Participation Rate

70.8%

JULY' 2024 17.00 million
JUNE 2025 17.43 million

JULY' 2024 70.6%
JUNE 2025 70.8%

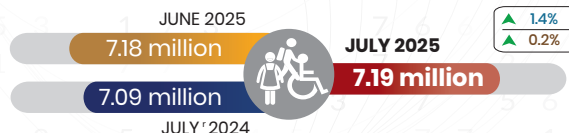
LFPR by sex

Male **83.3%**

Female **56.5%**

The labour force participation rate was unchanged at 70.8 per cent in July 2025, the same as in June

OUTSIDE LABOUR FORCE



Housework/ family responsibilities was the largest component of the outside labour force

Housework/ family responsibilities **43.7%**

Schooling/ training **40.8%**

Note:

- Percentage change (year-on-year)
- Percentage change (month-on-month)
- Percentage point
- Unchanged
- Revision based on the current population estimates from the Population and Housing Census of Malaysia 2020

