

# MALAYSIA, LABOUR FORCE JULY 2025

The unemployment rate in July 2025 remained at **3.0 per cent**, registering 521.6 thousand unemployed

## UNEMPLOYMENT

JULY 2025

The number of unemployed persons

Unemployment rate

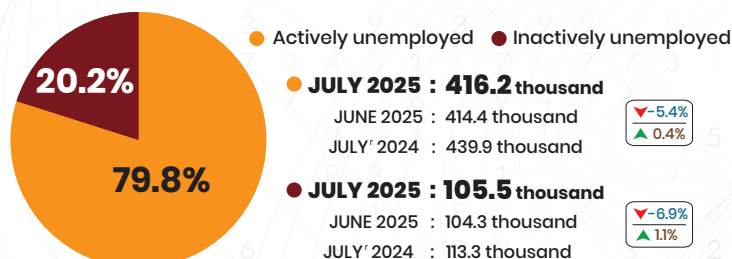
**3.0%**

July's unemployment rate remained at 3.0 per cent as of June 2025

JULY' 2024 553.2 thousand  
JUNE 2025 518.7 thousand

JULY' 2024 3.3%  
JUNE 2025 3.0%

## Unemployment by category



## EMPLOYED PERSONS

JULY 2025

The number of employed persons

Employment-to-population ratio

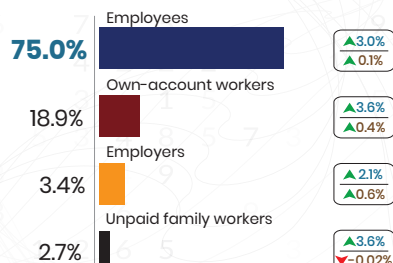
**16.95 million**

**68.7%**

JULY' 2024 16.44 million  
JUNE 2025 16.92 million

JULY' 2024 68.3%  
JUNE 2025 68.7%

## Employed persons by status in employment



**75.0 per cent** of the total employed persons were in the **employees' category**

## LABOUR FORCE

Labour Force

**17.47 million**

JULY 2025

Labour Force Participation Rate

**70.8%**

JULY' 2024 17.00 million  
JUNE 2025 17.43 million

JULY' 2024 70.6%  
JUNE 2025 70.8%

**70.8%**

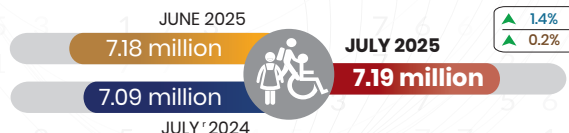
The labour force participation rate was unchanged at 70.8 per cent in July 2025, the same as in June

## LFPR by sex

Male  
**83.3%**

Female  
**56.5%**

## OUTSIDE LABOUR FORCE



Housework/ family responsibilities was the largest component of the outside labour force

Housework/ family responsibilities  
**43.7%**

Schooling/ training  
**40.8%**

Note:

- Percentage change (year-on-year)
- Percentage change (month-on-month)
- Percentage point
- Unchanged
- Revision based on the current population estimates from the Population and Housing Census of Malaysia 2020

