



## MALAYSIA, LABOUR FORCE JULY 2025

The unemployment rate in July 2025 remained at **3.0 per cent**, registering 521.6 thousand unemployed

### UNEMPLOYMENT

JULY 2025

The number of unemployed persons

Unemployment rate

**521.6** thousand

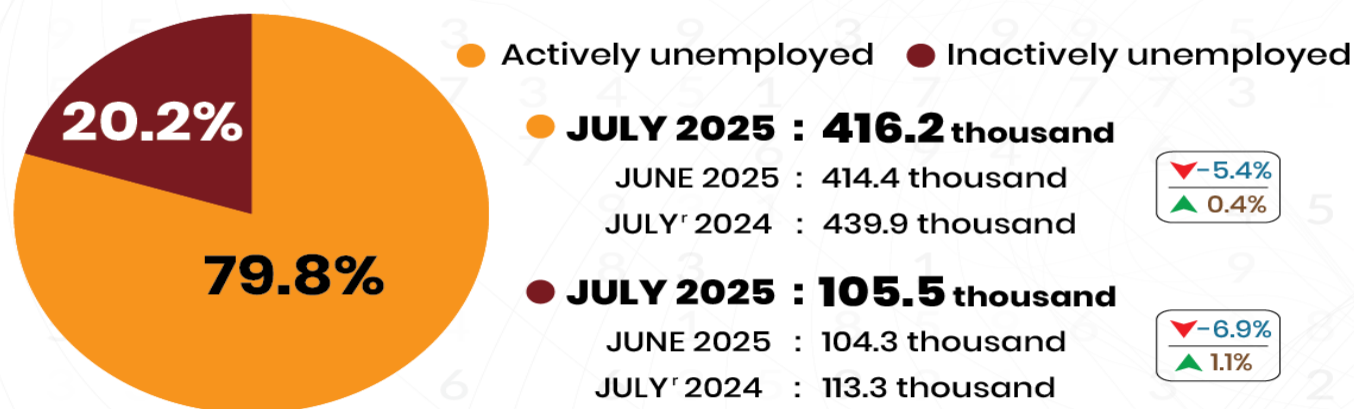
**3.0%**

July's unemployment rate remained at 3.0 per cent as of June 2025

JULY' 2024 553.2 thousand  
JUNE 2025 518.7 thousand

JULY' 2024 3.3%  
JUNE 2025 3.0%

### Unemployment by category



### EMPLOYED PERSONS

JULY 2025

The number of employed persons

Employment-to-population ratio

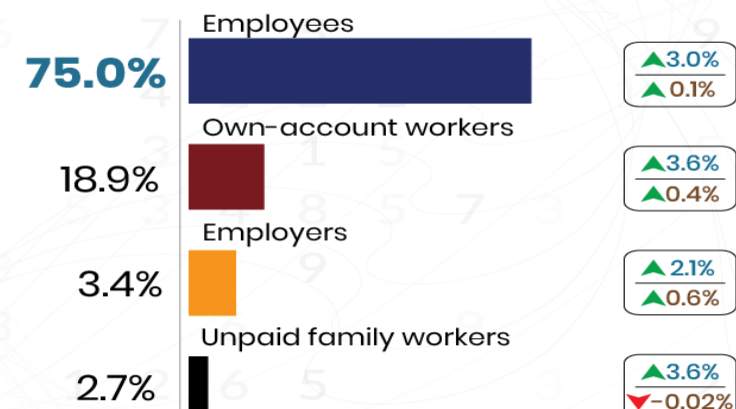
**16.95** million

**68.7%**

JULY' 2024 16.44 million  
JUNE 2025 16.92 million

JULY' 2024 68.3%  
JUNE 2025 68.7%

### Employed persons by status in employment



**75.0 per cent** of the total employed persons were in the **employees' category**

### LABOUR FORCE

Labour Force

**17.47** million

JULY 2025

Labour Force Participation Rate

**70.8%**

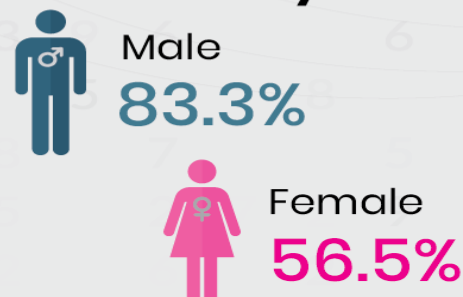
JULY' 2024 17.00 million  
JUNE 2025 17.43 million

JULY' 2024 70.6%  
JUNE 2025 70.8%


**70.8%**

The labour force participation rate was unchanged at 70.8 per cent in July 2025, the same as in June

### LFPR by sex



### OUTSIDE LABOUR FORCE

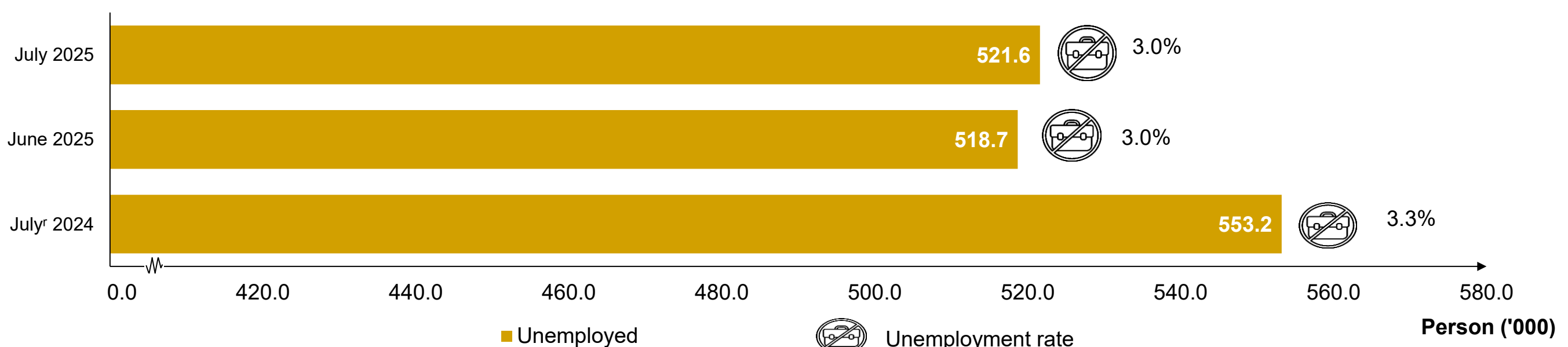


Housework/ family responsibilities was the largest component of the outside labour force



Note :  
% Percentage change (year-on-year)  
% Percentage change (month-on-month)  
pp Percentage point  
↔ Unchanged  
r Revision based on the current population estimates from the Population and Housing Census of Malaysia 2020

### Unemployed persons and unemployment rate, July' 2024 and June - July 2025





## ***The unemployment rate in July 2025 remained at 3.0 per cent, registering 521.6 thousand unemployed***

- The number of **labour force** in July 2025 recorded a further increase of **0.2 per cent** month-on-month, reaching **17.47 million persons** (June 2025: 17.43 million persons). Meanwhile, the **labour force participation rate** stood at **70.8 per cent** as of June 2025.
- The number of **unemployed persons** during the month increased by **0.6 per cent** to **521.6 thousand persons** (June 2025: 518.7 thousand persons).
- The **unemployment rate** remained steady at **3.0 per cent**, unchanged from the previous month.
- The number of **employed persons** was on an upward trend in July 2025, with a rise of **0.2 per cent** to record **16.95 million persons** (June 2025: 16.92 million persons).
- In terms of economic sectors, the number of employed persons in the **Services** sector sustained its favourable momentum during the month, particularly in **Wholesale & retail trade; Accommodation and food & beverage services**; as well as **Information & communication activities**. On the same note, the **Manufacturing, Construction, Agriculture, and Mining & quarrying sectors** also recorded positive growth in employment.
- The number of persons **outside the labour force** during the month recorded an increase of **0.2 per cent** to **7.19 million persons** (June 2025: 7.18 million persons).

