

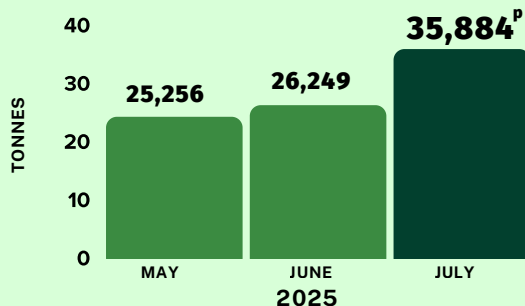


KEMENTERIAN EKONOMI
JABATAN PERANGKAAAN MALAYSIA


MONTHLY RUBBER STATISTICS, JULY 2025

PRODUCTION of NATURAL RUBBER

↑ 36.7%



AVERAGE PRICE (cent/kg)



S.M.R. 20

JULY 2025: 723.57

JUNE 2025: 664.79

↑ 8.8%



Concentrated Latex

JULY 2025: 571.30

JUNE 2025: 558.66

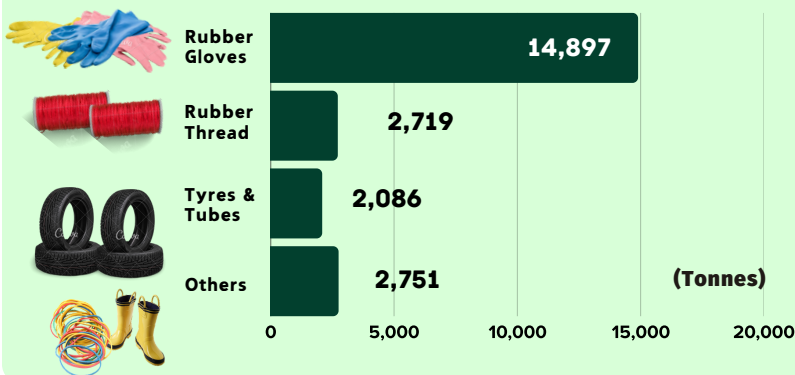
↑ 2.3%

DOMESTIC CONSUMPTION

↑ 15.8%

JULY 2025: 22,446^P tonnes

JUNE 2025: 19,386 tonnes



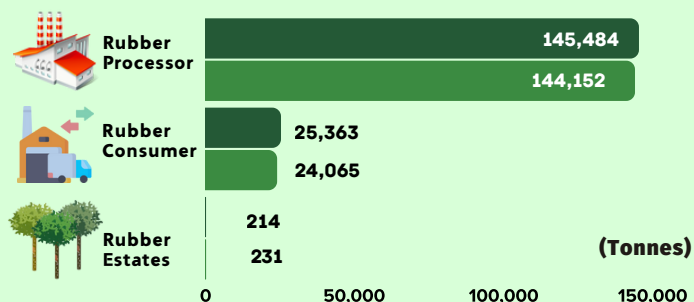
STOCKS

↑ 1.6%

JULY 2025: 171,061^P tonnes

JUNE 2025: 168,448 tonnes

● JULY ● JUNE

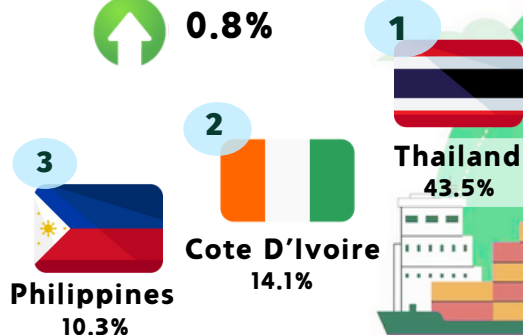


IMPORTS

JULY 2025: 56,874^P tonnes

JUNE 2025: 56,398 tonnes

↑ 0.8%




EXPORTS

JULY 2025: 37,198^P tonnes

JUNE 2025: 29,719 tonnes

↑ 25.2%



Note : ↑ change month on month : P = Preliminary : S.M.R = Standard Malaysian Rubber

Source: Monthly Rubber Statistics July 2025, Department of Statistics Malaysia (DOSM)

