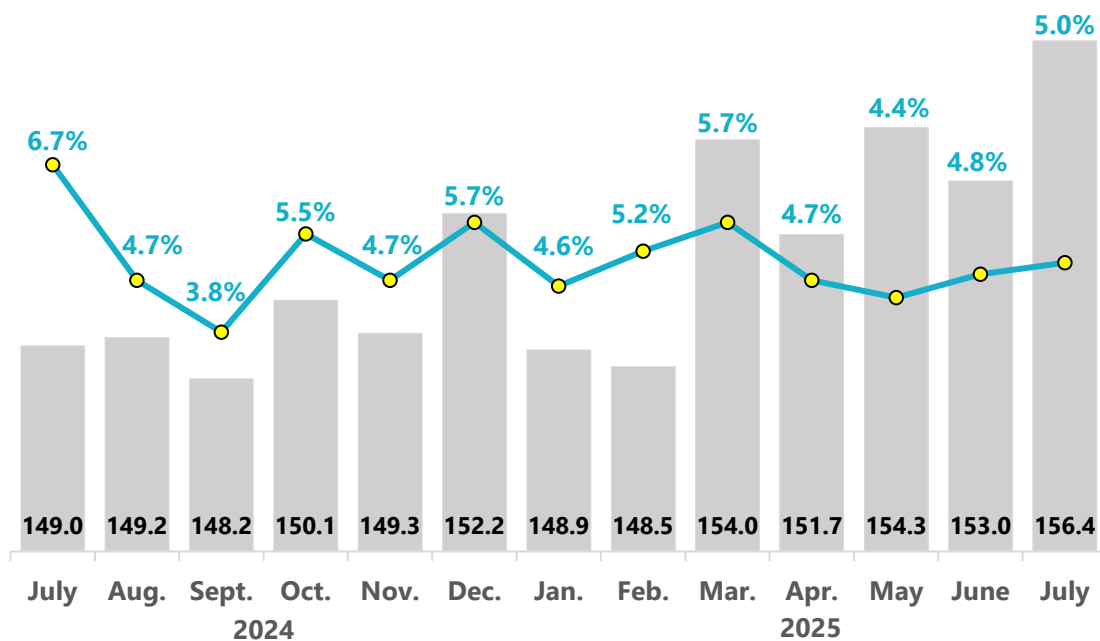




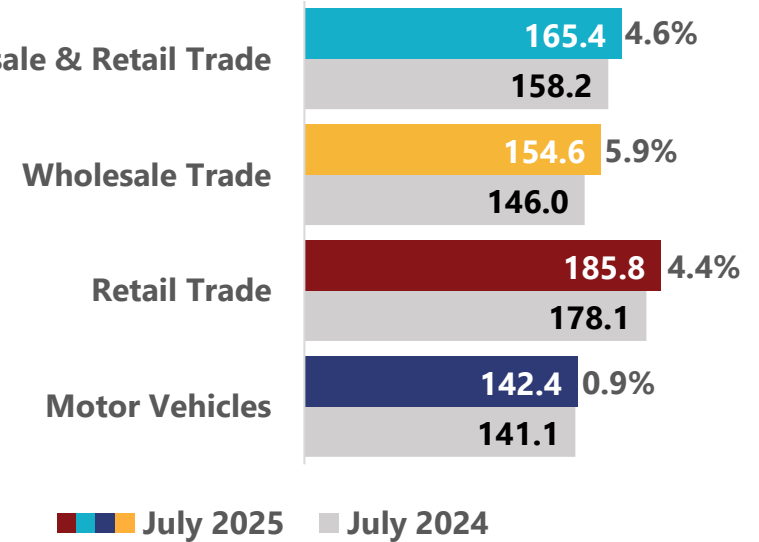
MINISTRY OF ECONOMY  
DEPARTMENT OF STATISTICS MALAYSIA

## PERFORMANCE OF WHOLESALE & RETAIL TRADE, JULY 2025

### Sales Value of Wholesale & Retail Trade (RM billion)

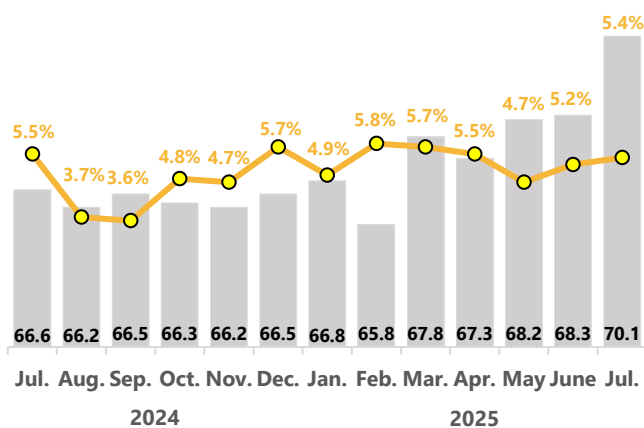


### Volume Index

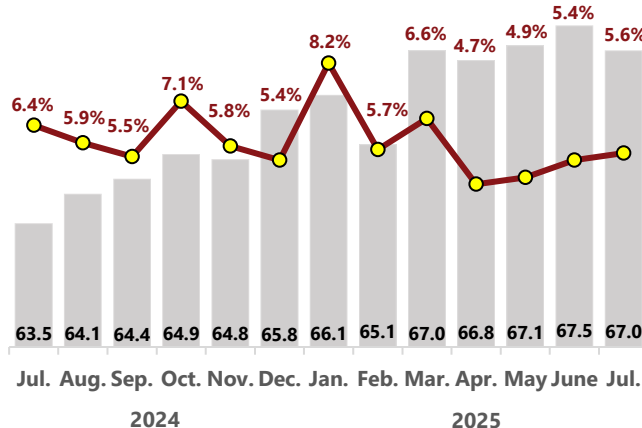


Seasonally Adjusted Volume  
Index July 2025: 2.8%  
(Month-on-Month)

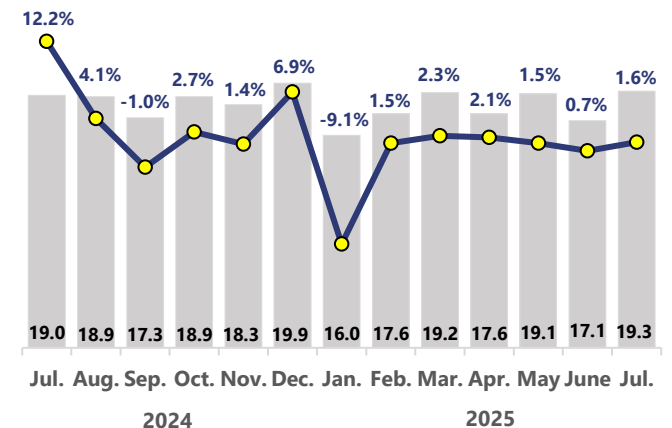
### Sales Value of Wholesale Trade (RM billion)



### Sales Value of Retail Trade (RM billion)



### Sales Value of Motor Vehicles (RM billion)




Percentage Change: Year-on-Year

## MAIN GROUPS (SALES VALUE)

### Wholesale Trade

Other Specialised  
Wholesale



4.0%

Wholesale of  
Household Goods



6.7%

Wholesale of Food,  
Beverages & Tobacco



6.6%

### Retail Trade

Retail Sale in  
Non-specialised  
Stores



5.5%

Retail Sale of Other  
Goods in Specialised  
Stores



7.6%

Retail Sale of Other  
Household  
Equipment  
in Specialised Stores



3.6%

### Motor Vehicles

Sale of  
Motor Vehicles



-1.1%

Sale of Motor  
Vehicles  
Parts & Accessories



2.9%

Maintenance &  
Repair  
of Motor Vehicles



6.2%

Source: Performance of Wholesale & Retail Trade, July 2025,  
Department of Statistics Malaysia (DOSM)



@StatsMalaysia

