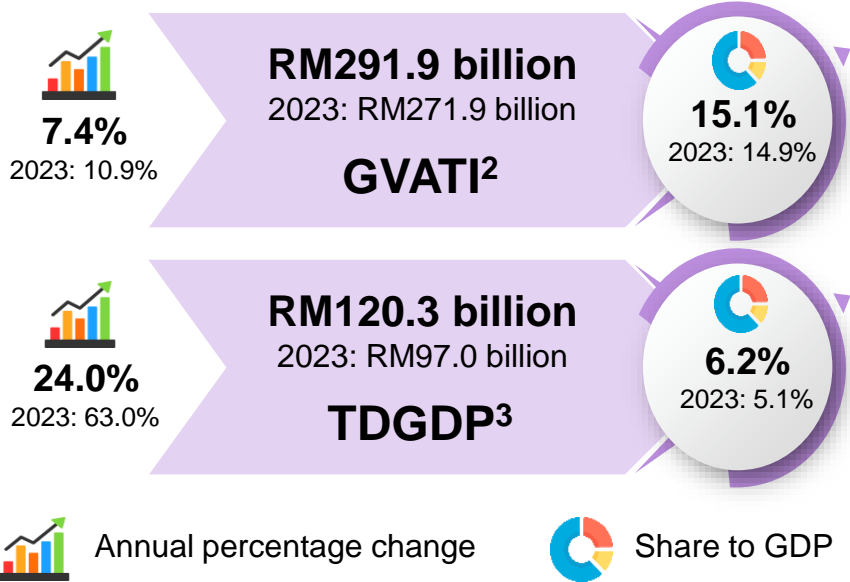





TOURISM SATELLITE ACCOUNT 2024

Tourism industry contributed 15.1 per cent (2023: 14.9%) to GDP¹ in 2024



Main components of GVATI
(% share)



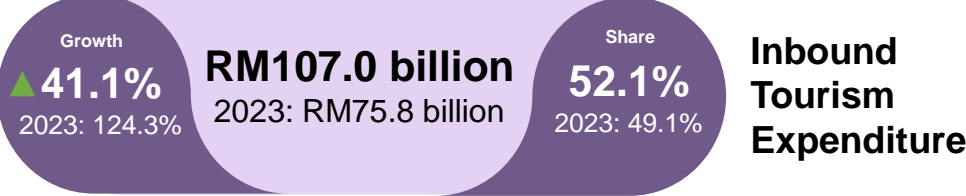
¹ Gross Domestic Product

² Gross Value Added of Tourism Industries

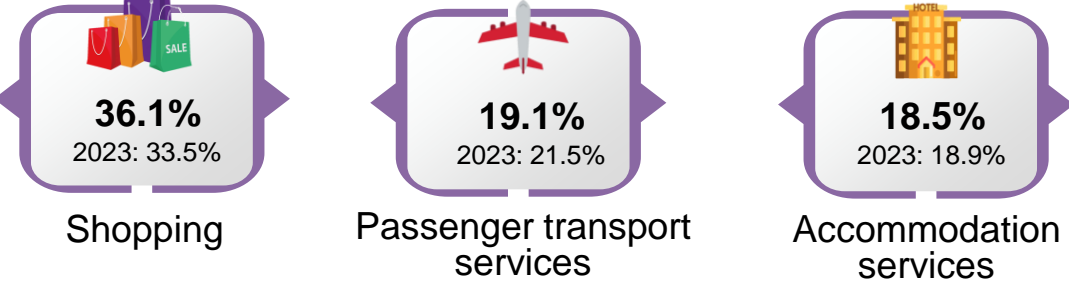
³ Tourism Direct Gross Domestic Product

Internal Tourism Consumption


Internal tourism consumption is dominated by inbound tourism expenditure of 52.1 per cent (2023: 49.1%) in 2024



Main contribution of inbound tourism expenditure
(% share)



Main contribution of domestic tourism expenditure
(% share)



Employment In Tourism Industries

21.6 per cent (2023: 21.4%) of employment engaged in the tourism industry in Malaysia

Total employment



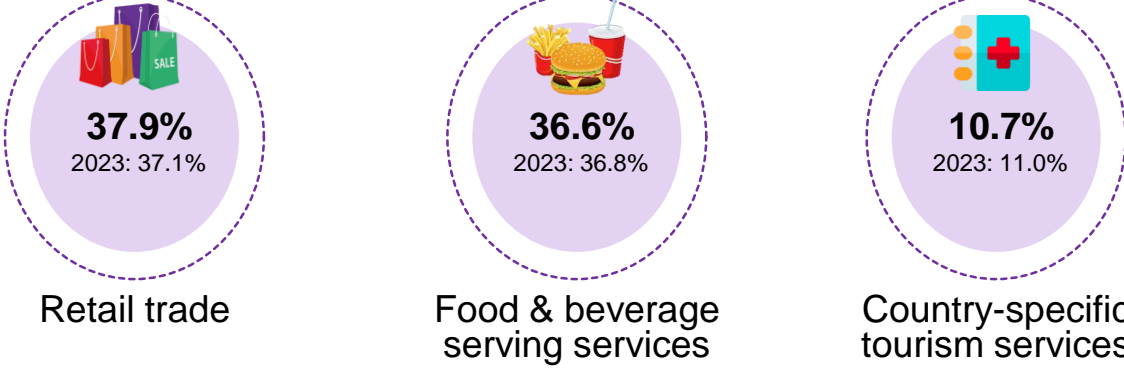
16.37 million persons
2023: 15.81 million persons

Engaged in tourism industry



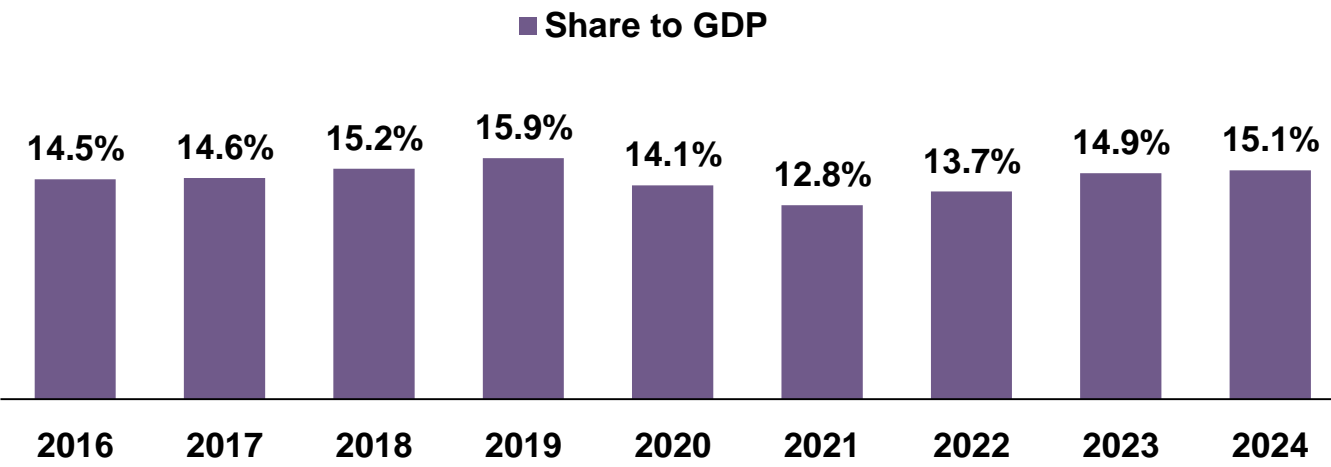
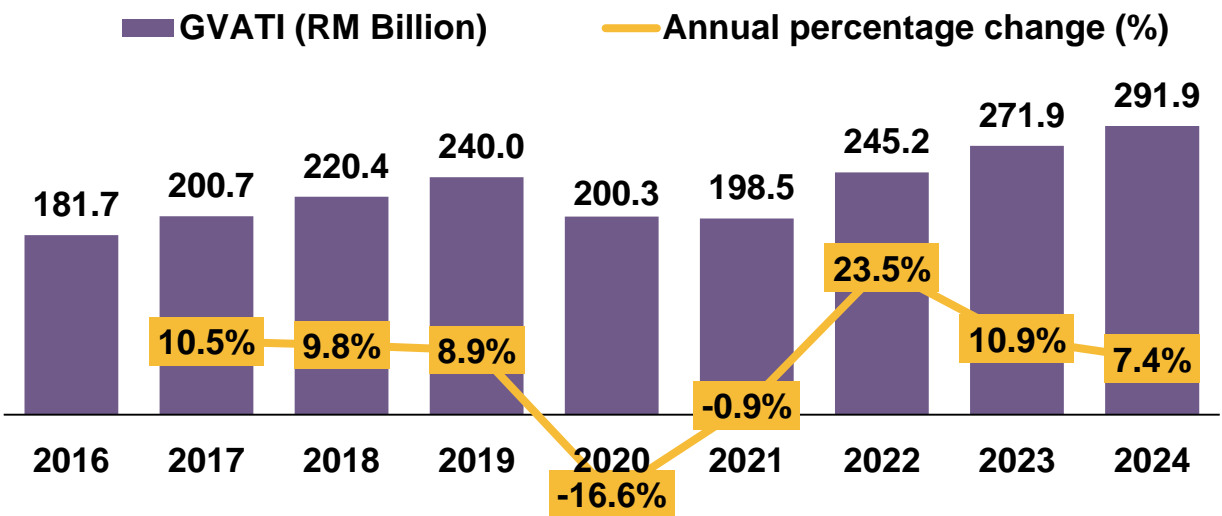
3.54 million persons
2023: 3.38 million persons

Employment in the tourism industry attributed by



Source: Tourism Satellite Account Malaysia 2024, Department of Statistics Malaysia (DOSM)

Gross Value Added of Tourism Industries



Malaysia's tourism generated RM291.9 billion, contributing 15.1 per cent to the economy in 2024

- Malaysia's tourism industry remained a key driver of the economy, contributing 15.1 per cent (2023: 14.9 per cent) to GDP in 2024. In terms of performance, the tourism industry grew by 7.4 per cent compared to 10.9 per cent in 2023. Hence, Malaysia's tourism industry in 2024 stood at RM291.9 billion compared to RM271.9 billion in 2023.
- Malaysia's inbound tourism expenditure expanded by 41.1 per cent or RM107.0 billion in 2024. The growth of inbound tourism expenditure was supported by Shopping activities (36.1%), followed by Passenger transport (19.1%) and Accommodation (18.5%). The inbound expenditure composition was dominated by tourists' segment which contributed 96.1 per cent and the remaining 3.9 per cent by excursionists' segment.
- The domestic tourism expenditure expanded by 25.1 per cent (2023: 32.9%) or RM98.4 billion in 2024. Domestic expenditure consists of tourists which accounted for 57.8 per cent and excursionists made up 42.2 per cent.
- The internal tourism consumption grew at 33.0 per cent in 2024 from 66.1 per cent in 2023. The internal tourism consumption comprises of inbound tourism expenditure and domestic tourism expenditure. Inbound tourism expenditure regained dominance in 2024 at 52.1 per cent (2023: 49.1%) of internal tourism consumption after five consecutive years of being dominated by domestic expenditure.
- Tourism employment contributed 21.6 per cent of Malaysia's total employment or 3.5 million persons in 2024. In terms of growth, tourism employment grew by 4.6 per cent as compared to expansion of 4.9 per cent in 2023. Retail trade, Food & beverage and other services, collectively accounted for 85.2 per cent of total tourism employment.

