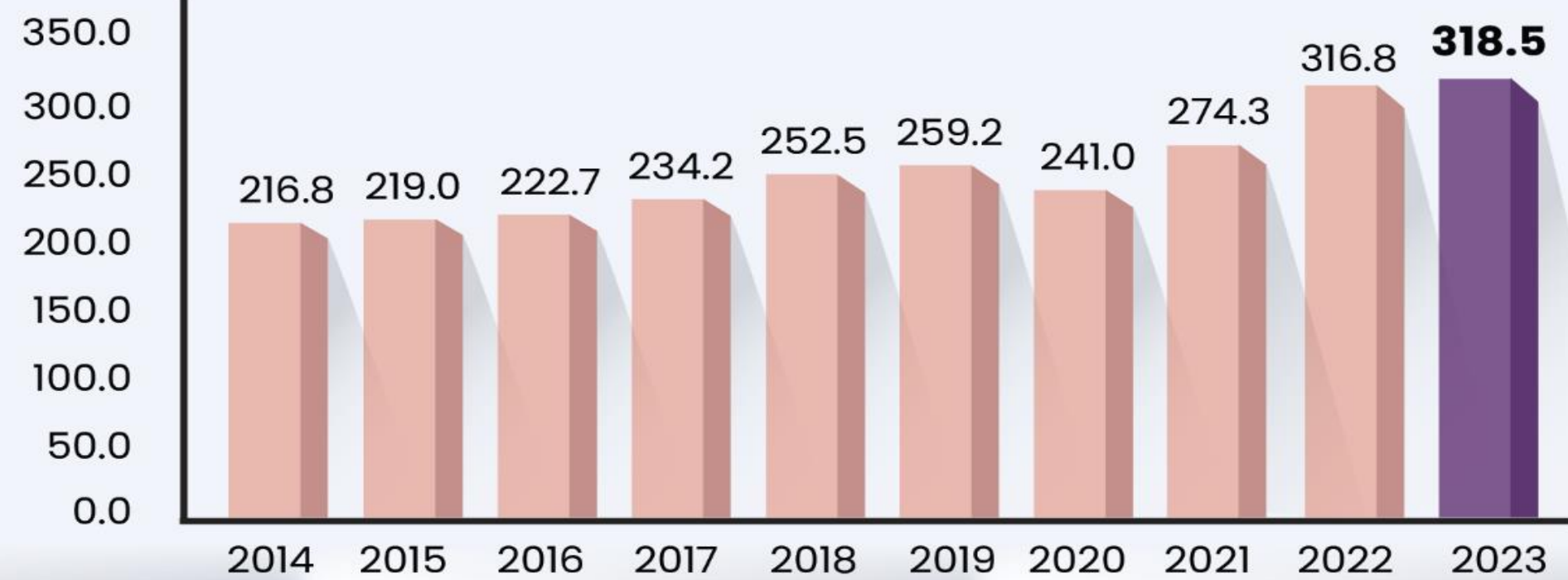




“ Foreign affiliates in Malaysia continued to perform well by contributing **17.5 per cent** to the national economy ”

## STATISTICS ON FOREIGN AFFILIATES IN MALAYSIA (INWARD FATS) 2023

RM billion



Number of Affiliates

**3,101 affiliates**

**3,056 affiliates**

Number of Employees

**945,436 persons**

**923,415 persons**

Compensation of  
Employees

**RM57.9 billion**

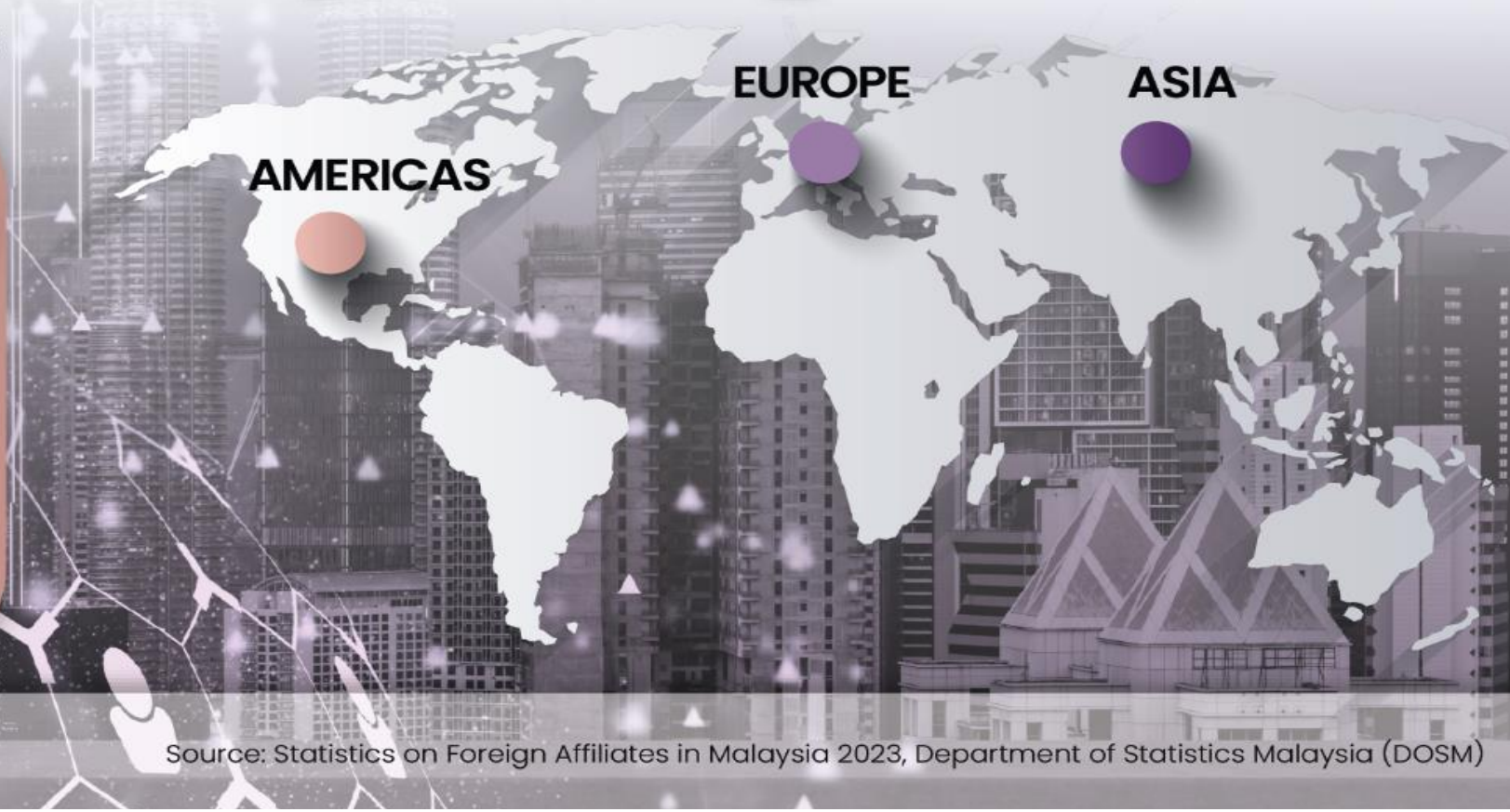
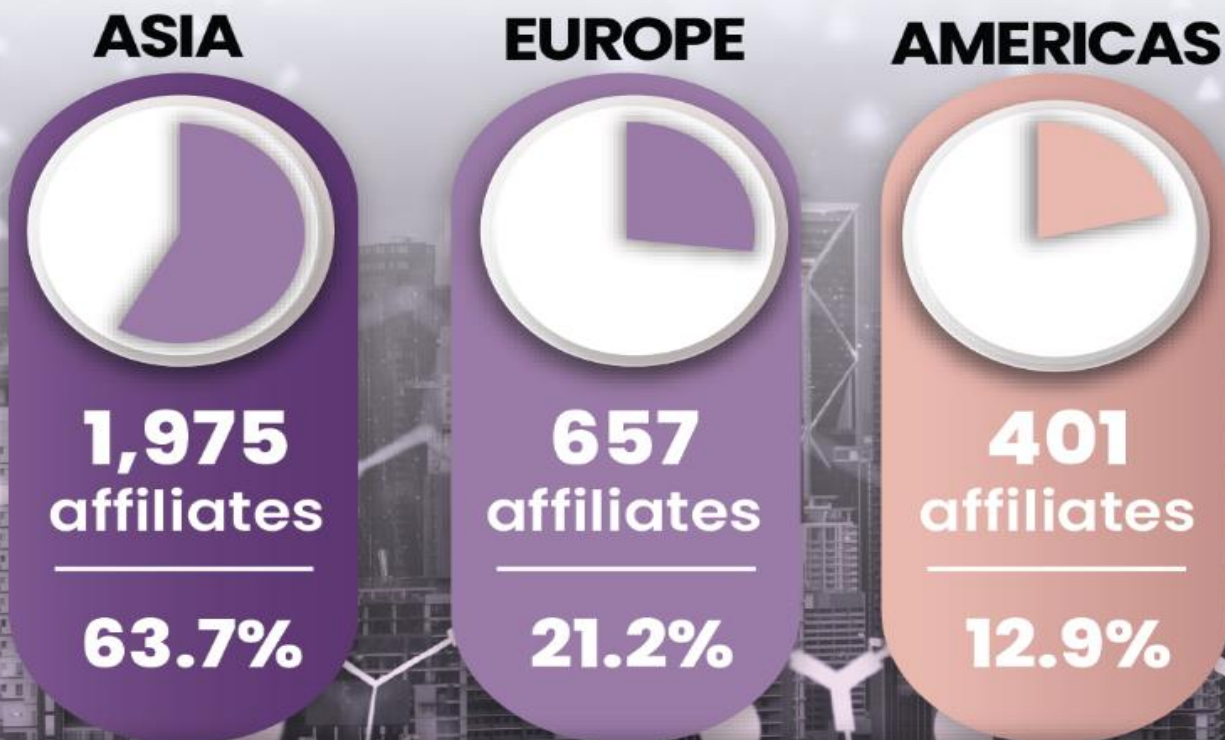
**RM56.4 billion**

## Value Added by Sector

Notes: **2023** **2022**



## Number of Affiliates by Main Region



Nota: 1. b refers to billion  
2. % refers shares to total  
3. Any differences in the aggregated data are due to rounding

Source: Statistics on Foreign Affiliates in Malaysia 2023, Department of Statistics Malaysia (DOSM)





***Foreign affiliates in Malaysia contributed 17.5 per cent to Malaysia's economy, recorded a value added of RM318.5 billion in 2023***

- A total of 3,101 foreign affiliates operating in Malaysia have generated a value added of RM318.5 billion in 2023, increased by 0.6 per cent as compared to RM316.8 billion in the previous year.
- Manufacturing remained as the main contributing sector with a value added of RM158.0 billion, followed by Mining & quarrying and Services sectors.
- Foreign affiliates in Malaysia employed 945,436 persons with paid compensation of employees at RM57.9 billion.
- Both exports and imports by foreign affiliates in Malaysia decreased to record RM486.3 billion and RM398.3 billion, respectively.
- The foreign affiliates in Malaysia were mainly from the Asia region with 1,975 affiliates as compared to 1,947 affiliates in 2022, followed by Europe and Americas regions with 657 and 401 affiliates, respectively.

