



## SALARIES & WAGES STATISTICS 2024

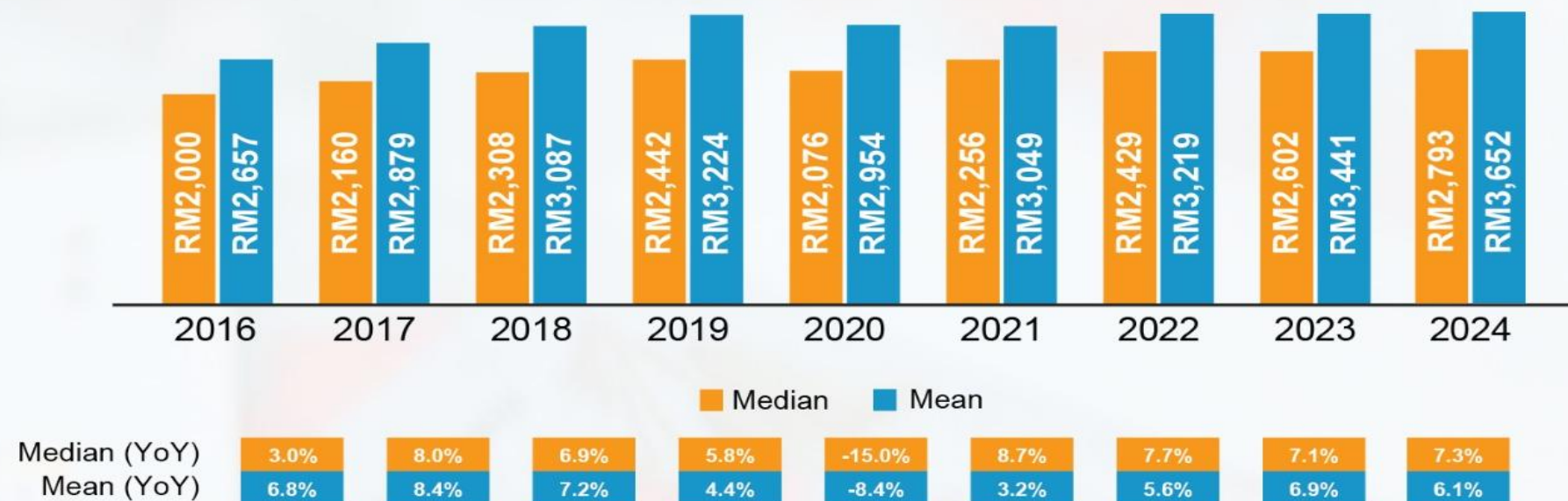
“ Mean monthly salaries & wages rise

**6.1**  
percent  
in 2024 ”



The mean monthly salaries & wages increased **6.1%**,  
to **RM3,652** in 2024

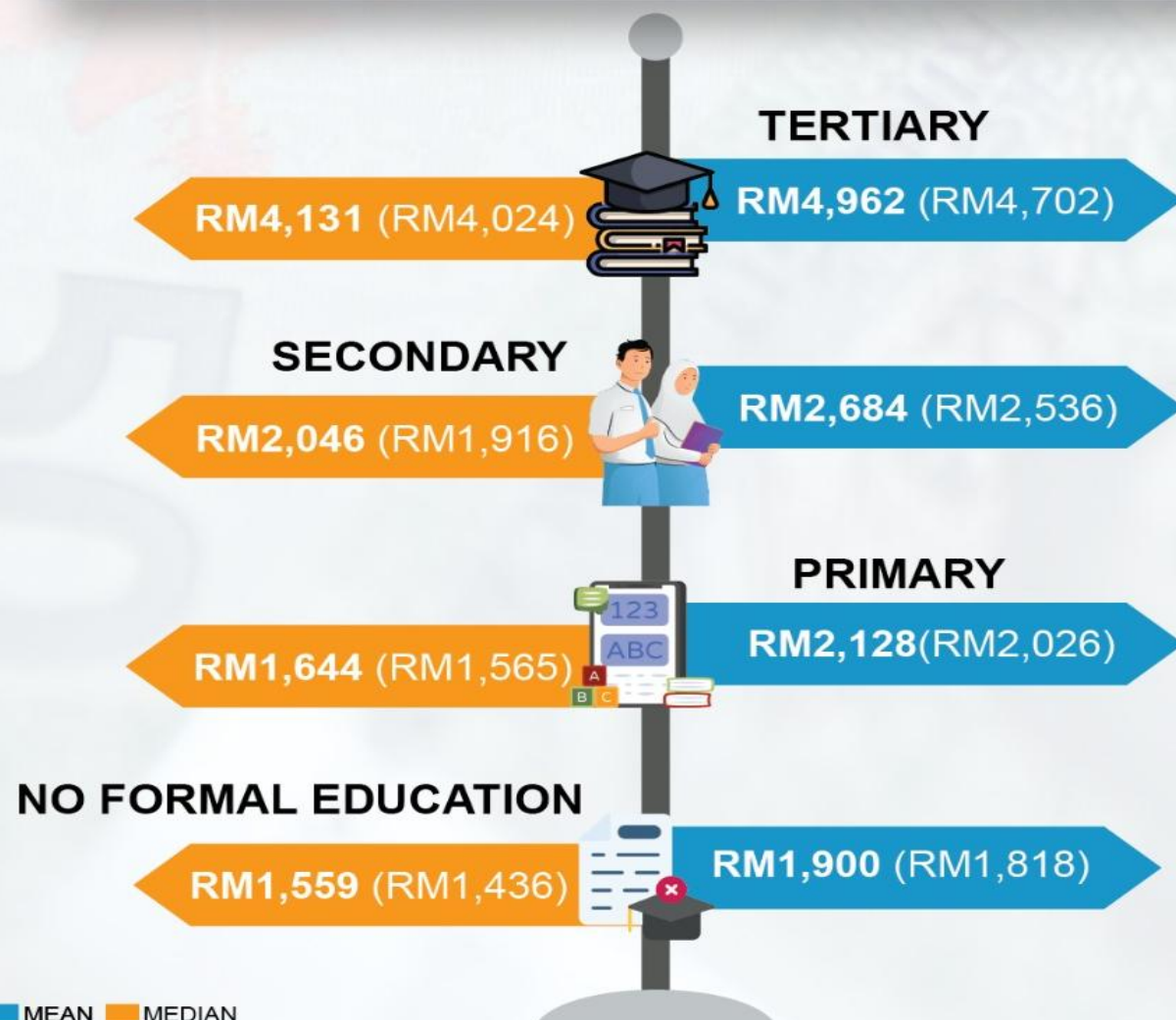
**Median and mean monthly salaries & wages of employees for Malaysian citizens, Malaysia, 2016 - 2024**



**Median and mean monthly salaries & wages by age group, Malaysia, 2023 and 2024**



**Median and mean monthly salaries & wages by education attainment, Malaysia, 2023 and 2024**



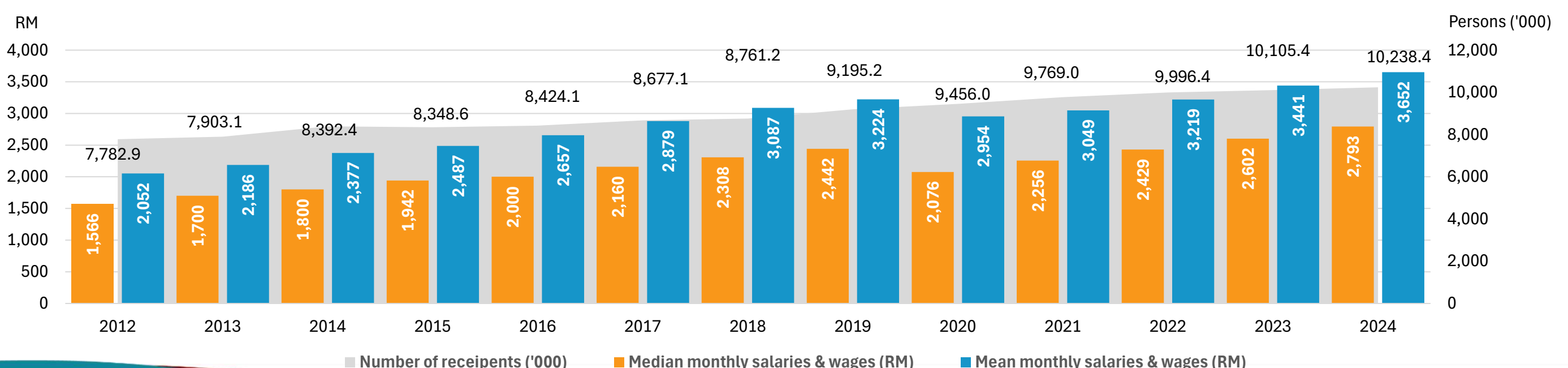
**Median and mean monthly salaries & wages by sex, Malaysia, 2023 and 2024**



**Median and mean monthly salaries & wages by category of skill, Malaysia, 2023 and 2024**



## Number of recipients, median and mean monthly salaries & wages, 2012 - 2024



■ Number of recipients ('000) ■ Median monthly salaries & wages (RM) ■ Mean monthly salaries & wages (RM)





# The mean monthly salaries & wages increased 6.1 per cent to RM3,652 in 2024

- The Salaries & Wages Survey Report 2024 showed a positive trend in 2024 compared to the previous year. The **median** monthly salaries & wages for **Malaysian citizens** rose to **RM2,793**, up from RM2,602 in 2023, while the **mean** monthly salaries & wages increased to **RM3,652** from RM3,441 in the 2023.
- By economic sector, the **mean** monthly salaries & wages for the **Manufacturing** sector posted the highest increase of **7.4 per cent** to **RM3,278**. This was followed by the **Services** sector, which rose **5.8 per cent** to **RM3,831**, boosted by strong performances in Education, Information and communication, as well as Health and social work activities. In the meantime, the **Mining & quarrying** sector continued to record the highest **mean** monthly salaries & wages at **RM5,904**, while the **Construction** and **Agriculture** sectors recorded at **RM3,035** and **RM2,409** respectively.
- The **mean** monthly salaries & wages for **skilled** employees increased by **6.5 per cent**, rising by **RM340**, compared to 7.5 per cent in 2023. For **semi-skilled** workers, the **mean** monthly salaries & wages rose moderately by **5.2 per cent** (2023: 6.0%), contributed by Clerical Support Workers RM2,931, followed by Services & Sales Workers (RM2,561), Craft and Related Trades Workers (RM2,510) and Plant and Machine-Operators & Assemblers (RM2,404). Meanwhile, the **mean** monthly salaries & wages for the **low-skilled** category rose by **7.4 per cent** to **RM2,128**, compared to RM1,982 recorded in the previous year.
- At the state level, **W.P. Putrajaya** registered the highest **mean** monthly salaries & wages at **RM5,091**. Four other states also surpassed the national mean of RM3,652, namely **W.P. Kuala Lumpur** (RM4,782), **Selangor** (RM4,052), **W.P. Labuan** (RM3,812) and **Pulau Pinang** (RM3,787).
- The real median monthly salaries & wages for **Malaysian citizens** recorded a higher growth of **5.4 per cent**, rising from RM1,995 to **RM2,103**. Meanwhile, the **mean** monthly real salaries & wages for **Malaysian citizens** experienced a higher growth rate of **4.2 per cent**, with wages rising from RM2,639 to **RM2,750**.

