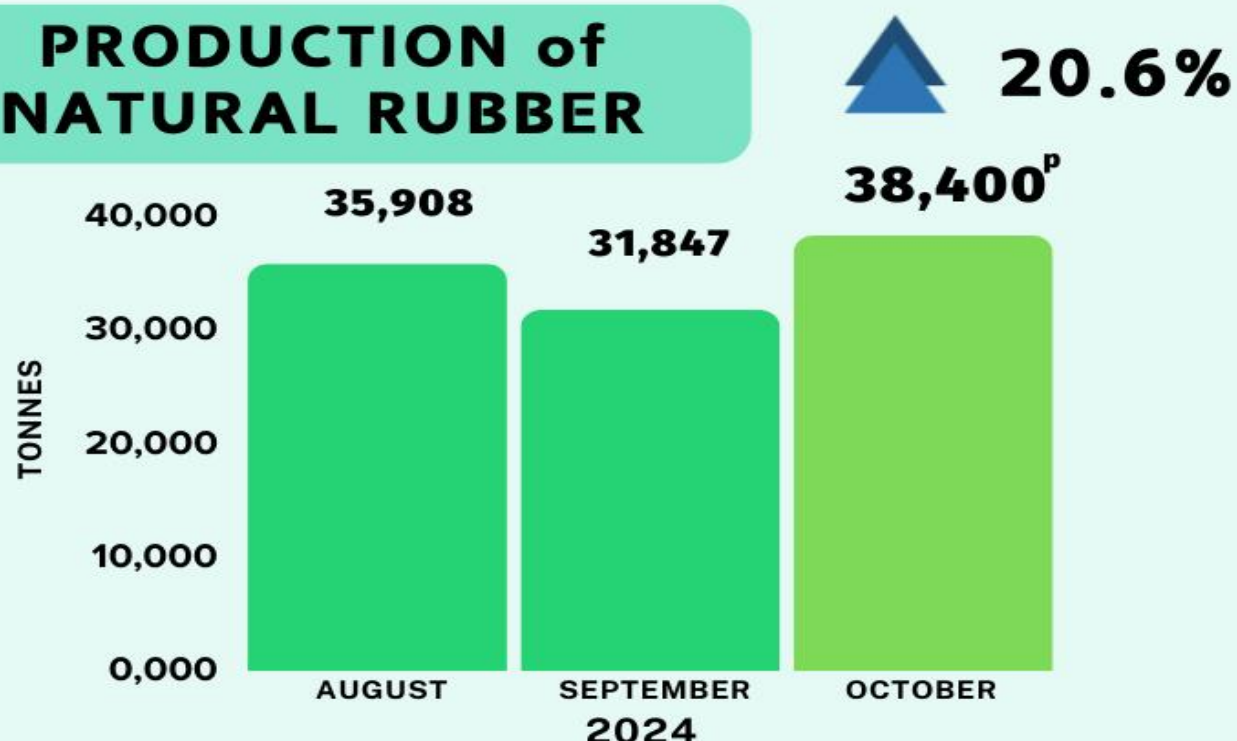




## MONTHLY RUBBER STATISTICS, OCTOBER 2024

### PRODUCTION of NATURAL RUBBER



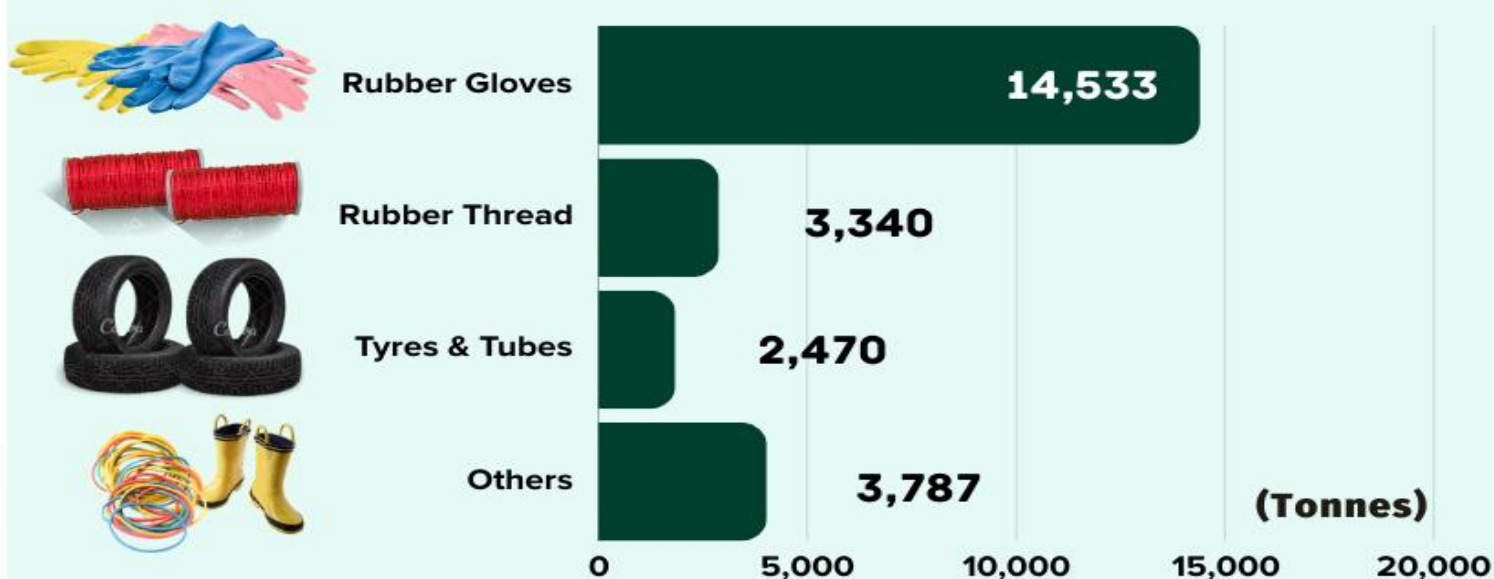
### AVERAGE PRICE (cent/kg)



### DOMESTIC CONSUMPTION

▲ 2.1%

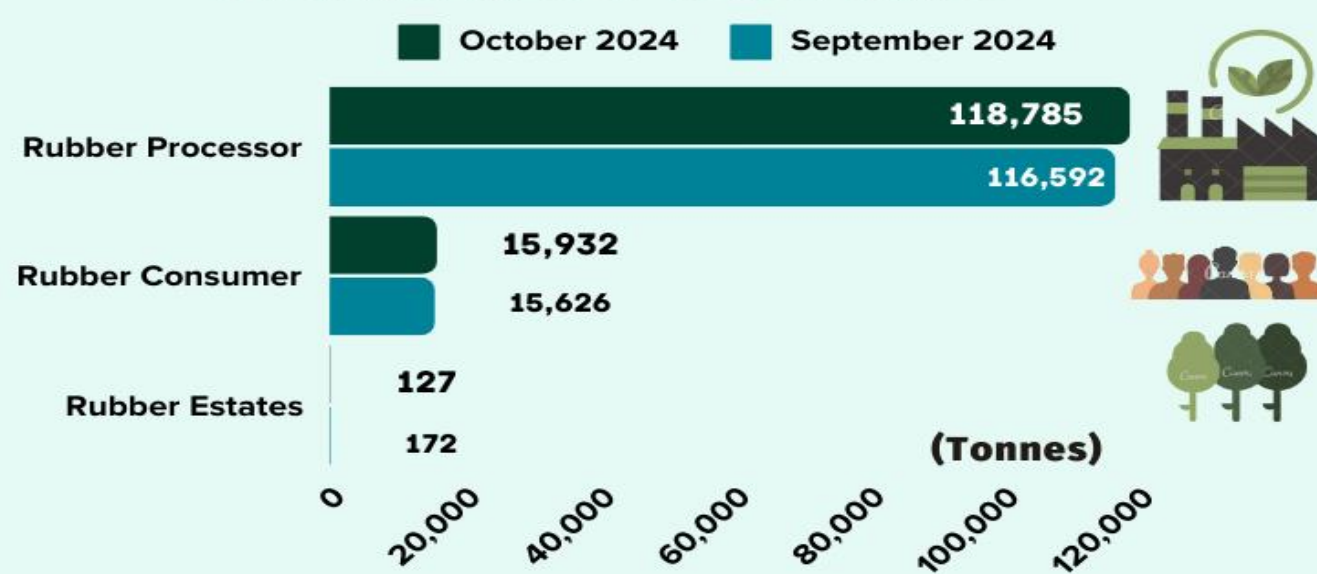
OCTOBER 2024: 24,130<sup>P</sup>tonnes  
SEPTEMBER 2024: 23,630 tonnes



### STOCKS

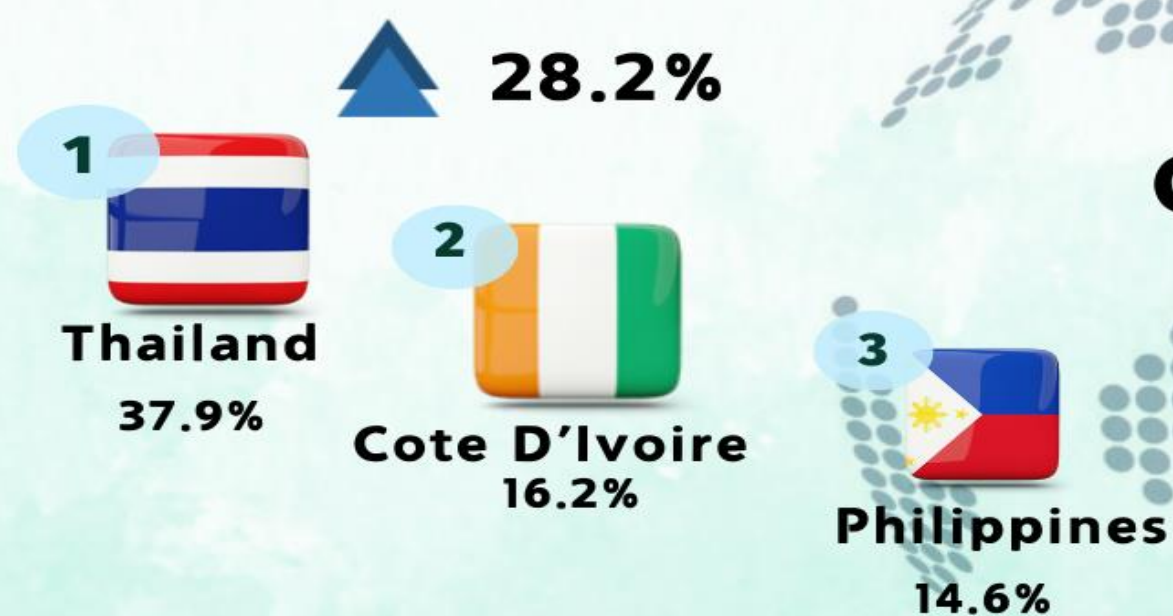
▲ 1.9%

OCTOBER 2024: 134,844<sup>P</sup>tonnes  
SEPTEMBER 2024: 132,391 tonnes



### IMPORTS

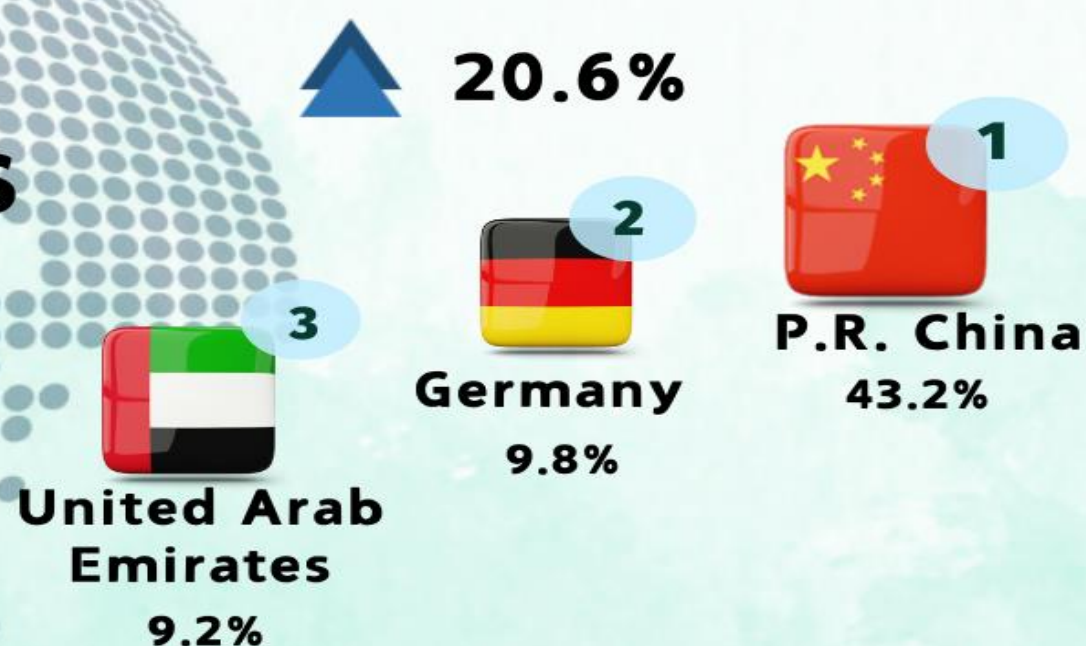
OCTOBER 2024: 86,918<sup>P</sup> tonnes  
SEPTEMBER 2024: 67,810 tonnes



### MAIN COUNTRIES

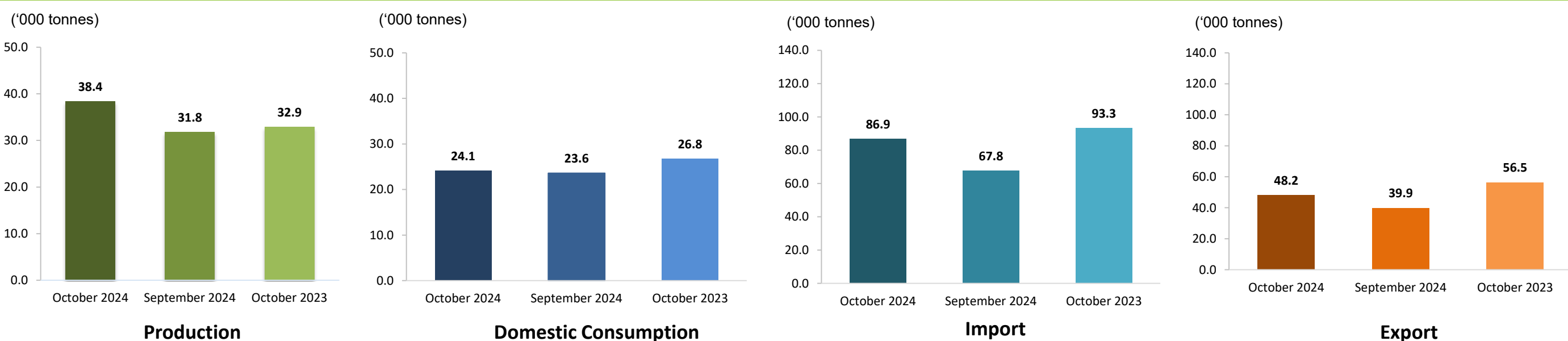
### EXPORTS

OCTOBER 2024: 48,151<sup>P</sup> tonnes  
SEPTEMBER 2024: 39,930 tonnes



Note : ▲ ▼ change month on month : P = Preliminary : S.M.R. = Standard Malaysian Rubber

## PRINCIPAL STATISTICS OF RUBBER, MALAYSIA ('000 TONNES)



Source: Monthly Rubber Statistics October 2024, Department of Statistics Malaysia (DOSM)





## ***Malaysia natural rubber production increased by 20.6 per cent in October 2024***

- *Natural Rubber (NR) production increased by 20.6 per cent in October 2024 (38,400 tonnes) as compared to September 2024 (31,847 tonnes). Year-on-year comparison showed that the production of NR increased by 16.6 per cent (October 2023: 32,944 tonnes). Production of NR in October 2024 for Malaysia was mainly contributed by smallholders sector (88.6%) as compared to estates sector (11.4%).*
- *Total stocks of NR in October 2024 increased by 1.9 per cent to 134,844 tonnes as compared to 132,391 tonnes in September 2024. Rubber processors factory contributed 88.1 per cent of the stocks followed by rubber consumers factory (11.8%) and rubber estates (0.1%).*
- *Exports of Malaysia's NR amounted to 48,151 tonnes in October 2024, increased 20.6 per cent as against September 2024 (39,930 tonnes). P.R. China remained as the main destination for NR exports which accounted 43.2 per cent of total exports in October 2024 followed by Germany (9.8%), the United Arab Emirates (9.2%) the United States of America (4.8%), and Portugal (2.8%).*
- *The average monthly price showed that Concentrated Latex recorded an increase of 9.8 per cent (October 2024: 746.36 sen per kg; September 2024: 679.65 sen per kg) while Scrap increased by 7.4 per cent (October 2024: 738.01 sen per kg; September 2024: 687.01 sen per kg).*

